

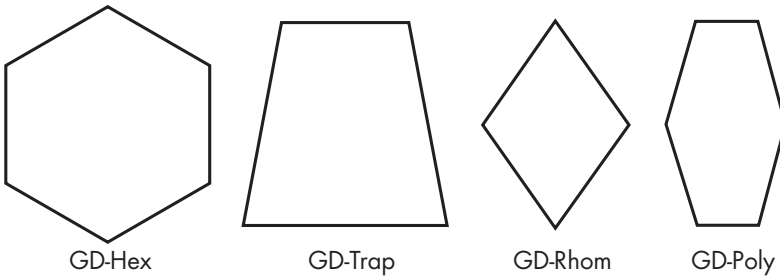
GEODESIGN (GD) GEODESIGN RIDGE (GDR)

GeoDesign (GD) and GeoDesign Ridge (GDR) panels are sound-absorbing panels cut to any one of our standard shapes or a custom shape that fits your design.

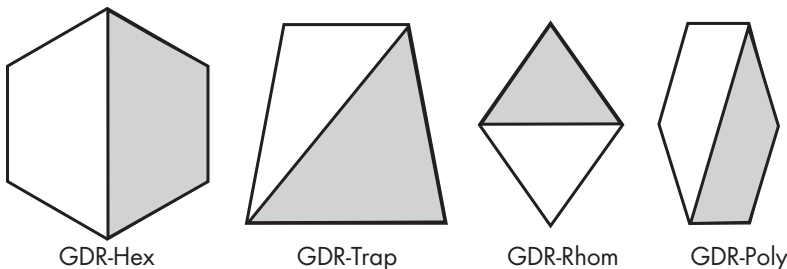
GeoDesign are **flat** 1" inch thick acoustical panels. Choose our standard acoustically transparent fabric or select a fabric of your choice. GeoDesign panels fit together to create mosaic patterns across a wall.

GeoDesign Ridge panels are **three-dimensional (3-D)** acoustical panels that are cut to geometric shapes. GDR panels raise to 1-7/8" at the centers, but the ridge descends to level at the edges. Therefore, GD and GDR panels can be installed contiguously on a wall. GeoDesign Ridge panels will create a geometric pattern across a wall with design and depth.

STANDARD SHAPES




3D SHAPES



SOUND ABSORPTION

Hz	125	250	500	1000	2000	4000	N.R.C.
GD/GDR 1	.10	.25	.84	1.08	1.13	1.11	.85

Note: NRC test results based on our standard acoustically transparent fabric. Results may vary with other fabrics.



CORE
6-7 pcf fiberglass,
GD: 1" or GDR: 1-7/8" thick

SIZES
Standard and Custom Shapes
up to 4' x 4'

MOUNTING
Clips and Adhesive

FINISH
Fabric

EDGES
Micro-Beveled

FLAMMABILITY
All components have a Class "A"
rating per ASTM E84



*Controlling
Sound
Beautifully*